


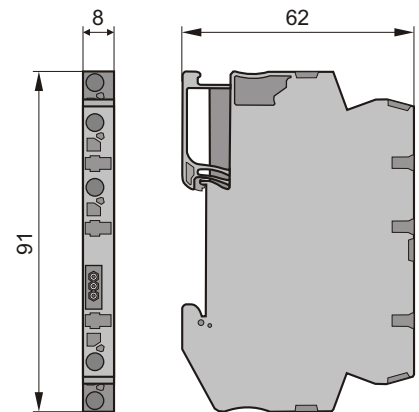
Rail-mounted temperature transmitter type ATL

- ✓ Programmable sensor type PT100 i Ni100
- ✓ Programmable measuring range.
- ✓ Thermoresistance line compensation (3 wires line)
- ✓ Output signal 4...20mA
- ✓ Rail- mounting system.



Application and function

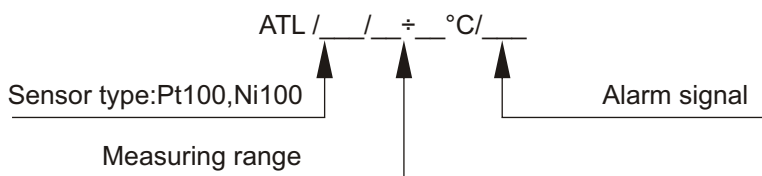
The temperature economical transmitter ATL is applicable to converting resistance of temperature sensor to standard current signal 4...20mA. Most of parameters such as: sensor type, input signal, measuring range may be adapted by user for specific requirements of his measuring system. The transmitter is programmed using PC with RS converter and Aplisens AT configuration software. If you define type of sensor, measuring range in the order, then the transmitter is programmed with required parameters and their values are printed on serial number label. Transmitter for rail mounting.



Technical data

Input signal	Pt 100, Ni 100
Limit process	$20\Omega < R < 380\Omega$
Min. measuring range	10 Ω
Output signal	4 – 20 mA
Power supply	10...36V DC
Load resistance	$R_o[k\Omega] < (U_z - 7V)/25mA$
Alarm signal	23mA or 3,8mA
Accuracy for $\Delta R > 20\Omega$	$\pm 0,2\%$
Thermal error	$\pm 0,1\% / 10^\circ C$
Ambient temperature	-25...+80 $^\circ C$
Error due to supply voltage changes	$\pm 0,1\%$

Ordering procedure.



Example: temperature transmitter ATL, sensor type Pt100, measuring range 0...100 $^\circ C$, alarm signal 23mA.

ATL/Pt100/ 0...100 $^\circ C$ /23mA

Electrical diagrams

